




Automatic punch

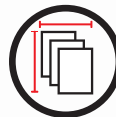


The **DocuPunch® PLUS** is the original and world's best-selling automatic punch. Able to punch up to 45 000 sheets per hour, It is easy to use – load the paper, turn it on using the digital keypad and walk away. This versatile, ergonomically designed time-saver offers hands-free punching of pre-collated books, presentations, reports and even tabbed sheets for documents up to 330mm wide. This unit comes with lockable heavy casters wheels and can be set up in minutes anywhere in your shop.

FEATURES & BENEFITS

- **Versatile:** punches wide variety of paper stocks, covers and even tabbed sheets kept in perfect pre-collated order.
- **Efficient:** speed up to 45 000 sheets per hour with clean, perfect holes for finishing operations. 3 selectable speeds (50, 60 or 75 cycles / minute) & selectable byte thicknesses (0,4 to 1mm) to offer more productivity and more security for a wider range of punching jobs.
- **Easy-to-use:** Automatic operation, just load the feeder and press the start button.
- **Ergonomic design:** Allows all operations, including, punch die changes, to be performed quickly and easily from the front of the machine with an integral storage space for 3 dies.
- **Wide range of heavy duty punching dies:** Wire-O® wire; Plastic Coil; Plastic Comb; VeloBind®; 2, 3 & 4-ring binder; and many more. Guide posts for perfect alignment, quick pin access and flanged holes to help clear out waste and provide longer life.
- **Safety:** built-in features to help avoid paper jams and increase operation safety.

Sheet Size



Min. BE* 138x138 mm
Max. BE* 330x300 mm
*BE = Binding Edge

Sheet weight



Min: 70 gsm
Max: 250 gsm

Sheets Per hour




Up to 45 000

Punch die patterns



Wide selection of interchangeable dies

Power Requirements



220/240 V, 50Hz, 1ph
110/120 V, 60Hz, 1ph



LCD touch screen interface



Easy format set-up with simple hand wheel activating all side lay gauges



Wide range of quality punch dies with retractable pins




Easy tool change in less than 2 minutes




Storage space for 3 dies



Large capacity waste bin



Feeder with capacity up to 250mm (5 reams ~ 2 500 sheets)



Reception with prestack capacity up to 250mm (5 reams ~ 2 500 sheets)

SPECIFICATIONS

Max sheet size	330 (BE) x 300 mm (BE= Binding edge)
Min sheet size	138 (BE) x 138 mm (BE= Binding edge)
Sheet weight	From 70 to 250 gsm
Feeder & reception tray capacity	250 mm (5 reams = 2 500 sheets)
Cycle speed	50, 60 and 75 cycles/minute
Punch speed	Up to 45 000 (80gsm) sheets/hour
Byte thickness	Selectable from 0.4mm to 1.00mm
Tooling	Interchangeable with retractable pins
Tool change over	2 minutes ; integral storage space for 3 dies
Control panel	Touch screen
Format set up time	Via touch screen and hand wheel in less than 5 minutes
Power	220/240 V (50Hz) 1ph - 110/120 V (60Hz) 1ph
Machine dimensions (LxWxH)	1280 x 710 x 1175 mm
Net weight	190 kg